



District Report Card: 2017


State: Arunachal Pradesh	District: Siang
Class: 3	Subject: Language
Schools: 35	Students: 270


Participation/Coverage


Students

<div>GENDER</div> <div></div>	Boys				Girls			
	Number		%		Number		%	
	117		43.33		153		56.67	

<div>AREA</div> <div></div>	Rural				Urban			
	Number		%		Number		%	
	193		71.48		77		28.52	

<div>CATEGORY</div> <div></div>	SC		ST		OBC		GEN	
	Number	%	Number	%	Number	%	Number	%
	2	0.74	260	96.30	3	1.11	5	1.85

<div>CWSN</div> <div></div>	LD	VI	HI	S&LD	ID	Oth
	0	0	1	4	3	8

<div>Management</div> <div></div>	Government			Government-aided		
	Number		%	Number		%
	249		92.22	21		7.78

Average Performance of Students in Language (%)

Overall	Gender		Area		Management		Social Group			
	Male	Female	Rural	Urban	Govt.	Aided	SC	ST	OBC	GEN
65.68	62.45	68.15	65.32	66.58	67.47	44.44	40.00	65.97	62.22	62.67

Performance on Learning Outcomes (LOs)

Learning Outcomes	Description	Average Performance(%)
L304	Reads small texts with comprehension i.e., identifies main ideas, details, sequence and draws conclusions	67.00
L312	Reads printed scripts on the classroom walls: poems, posters, charts etc.	63.04

Range of Performance of Students who Answered Correctly							
Below 30%		30% - 50%		50% - 75%		Above 75%	
Number	%	Number	%	Number	%	Number	%
31	11.48	46	17.04	73	27.04	120	44.44

Lowest Performing Learning Outcomes (LOs)

1 - Reads printed scripts on the classroom walls: poems, posters, charts etc. (63.04)

2 - Reads small texts with comprehension i.e., identifies main ideas, details, sequence and draws conclusions (67.00)